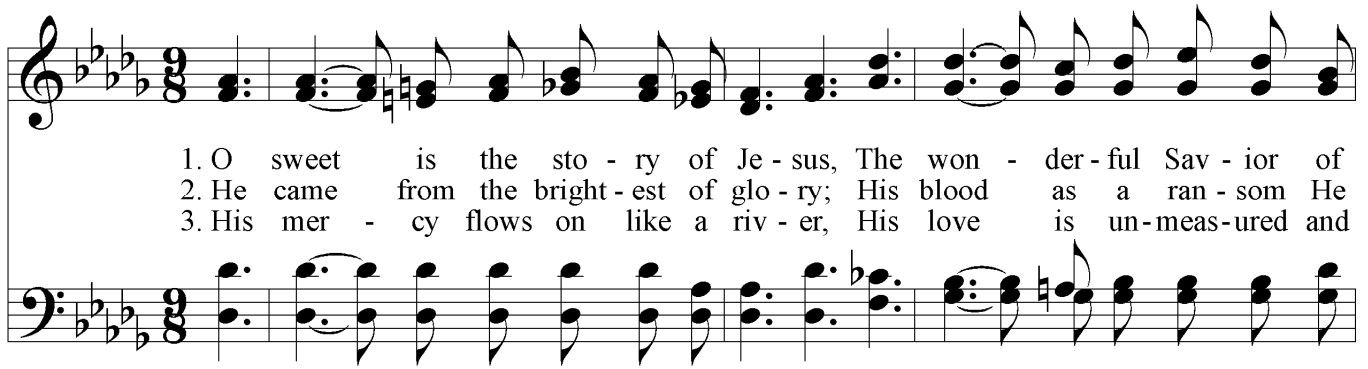
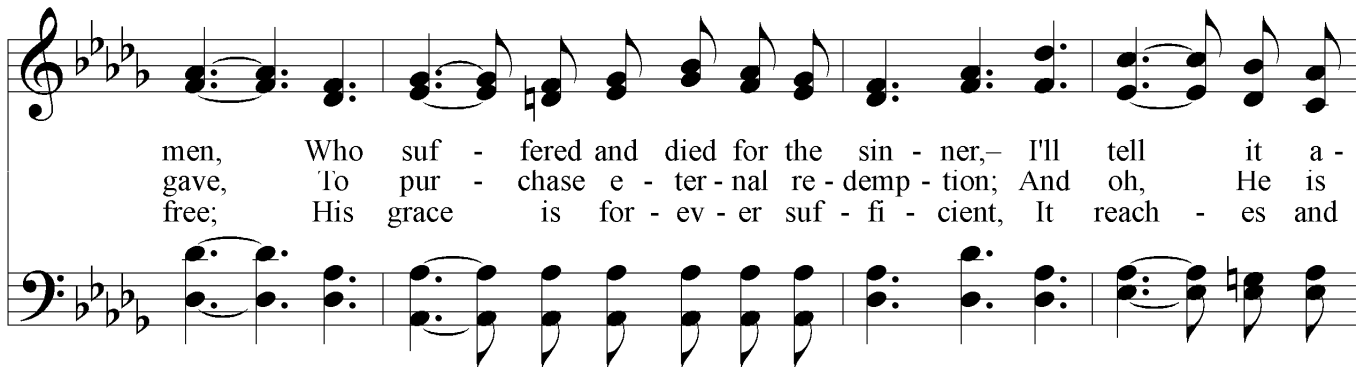



The Wonderful Story



1. O sweet is the sto - ry of Je - sus, The won - der - ful Sav - ior of
2. He came from the bright - est of glo - ry; His blood as a ran - som He
3. His mer - cy flows on like a riv - er, His love is un - meas - ured and




men, Who suf - fered and died for the sin - ner, - I'll tell it a -
gave, To pur - chase e - ter - nal re - demp - tion; And oh, He is
free; His grace is for - ev - er suf - fi - cient, It reach - es and



Chorus

gain and a - gain! O won - der - ful, won - der - ful
might - y to save! O won - der - ful sto - ry, O
pu - ri - fies me.



sto - ry, The dear - est that ev - er was told;
won - der - ful sto - ry, The dear - est that ev - er, that ev - er was told;

The Wonderful Story

I'll re - peat it in glo - ry, The won - der - ful sto - ry,
I'll re - peat it in glo - ry, The won - der - ful sto - ry,

The first system of musical notation for the hymn. It consists of a treble clef staff and a bass clef staff, both in a key signature of three flats (B-flat, E-flat, A-flat) and a 4/4 time signature. The melody is written in the treble clef, and the bass line is in the bass clef. The lyrics are printed below the treble staff.

Rit...
Where I shall His beau - ty be - hold.
Where I shall His beau - ty, His beau - ty be - hold.

The second system of musical notation. It continues with the treble and bass clef staves. The tempo marking *Rit...* is placed above the treble staff. The lyrics are printed below the treble staff. The system concludes with a double bar line.