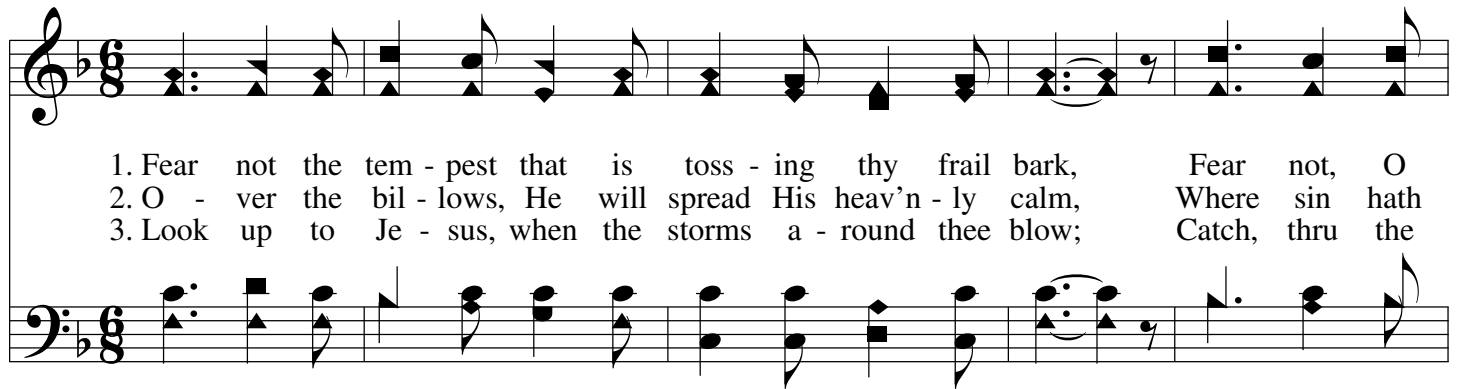
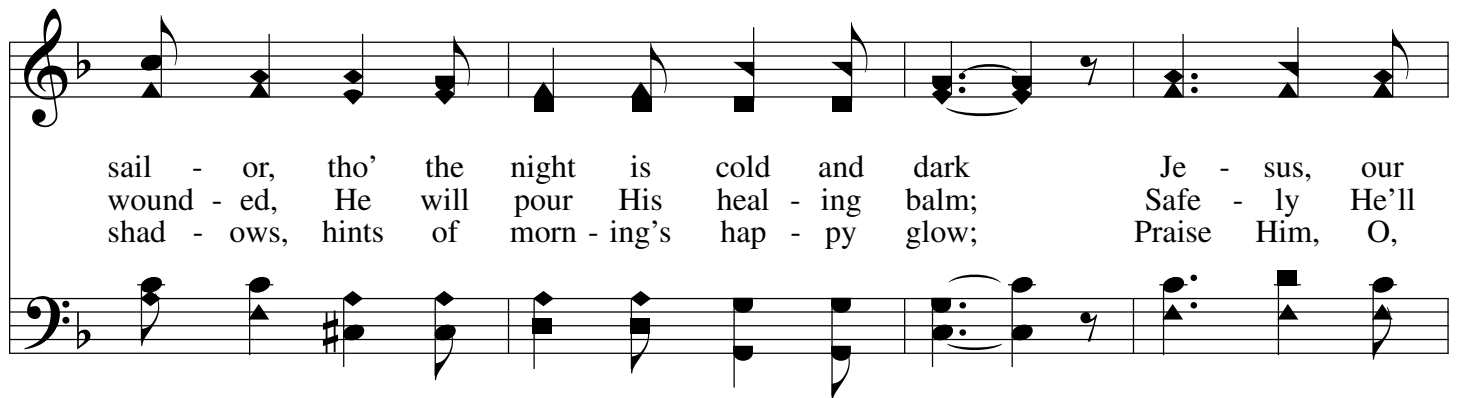


He Holdeth The Waters


F/A - MI



1. Fear not the tem - pest that is toss - ing thy frail bark, Fear not, O
2. O - ver the bil - lows, He will spread His heav'n - ly calm, Where sin hath
3. Look up to Je - sus, when the storms a - round thee blow; Catch, thru the




sail - or, tho' the night is cold and dark Je - sus, our
wound - ed, He will pour His heal - ing balm; Safe - ly He'll
shad - ows, hints of morn - ing's hap - py glow; Praise Him, O,



Cap - tain, will the winds and waves com - mand, He hold - eth the
guide us to the ra - dian't Glo - ry - land, He hold - eth the
praise Him, with the bless - ed white - robed band, He hold - eth the

Refrain



wa - ters in the hol - low of His hand. In the hol - low of His hand,

He Holdeth The Waters

In the hol - low of His hand, We will trust Him, sweet - ly trust Him, tho' we

The first system of musical notation consists of a treble clef staff and a bass clef staff. The treble staff contains a melody with notes and rests, while the bass staff provides a harmonic accompaniment with chords and moving lines. The lyrics are written below the treble staff.

can - not un - der - stand; In the hol - low of His hand, In the hol - low of His

The second system of musical notation continues the melody and accompaniment from the first system. The lyrics are written below the treble staff.

hand, He hold - eth firm the wa - ters in the hol - low of His hand.

The third system of musical notation concludes the piece. The melody and accompaniment end with a final cadence. The lyrics are written below the treble staff.